


# LOGGING KEY FIGURES: HOW FORESTRY SHAPES FINLAND


## Roundwood removals

**72.7** m. m<sup>3</sup>



consisting of **61 m. m<sup>3</sup>** of logs and pulpwood  
and **11.4 m. m<sup>3</sup>** of energywood

Logging employed on  
average 1 900 harvesters  
and 1 900 forwarders.



A total of **623** forest machines were first  
registered.

Logging's share of  
corporate and income  
taxes paid by primary  
production was



**21 %**

The amount of corporate  
and income taxes paid  
by the logging industry:

**58** m. €

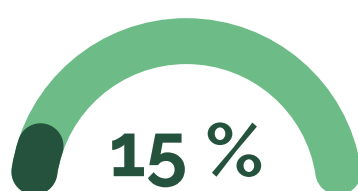
## Logging industry enterprises:



Labour force

**6600**

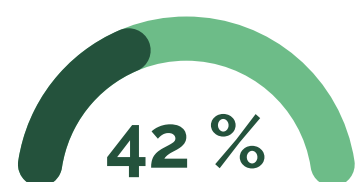
Share of primary  
production



Turnover

**1.5 b. €**

Share of primary  
production



The emissions of  
logging were  
approx. **0,4 m.t**  
CO<sub>2</sub>-eq.



The emission of logging accounted for  
approx. **one percent** of the total emissions  
of Finland in 2023.

Wages and salaries **271 milj. €**

**31 %**  
share of primary production

Number of enterprises **1788**

**1,4 %**  
share of primary production

### SOURCES AND ADDITIONAL INFORMATION:

The project was financed by the Metsämiesten Säätiö Foundation, Koneyrittäjät ry, Metsäalan Kuljetusyrittäjät ry. Donations and foundation mergers are an important part of the effectiveness of Metsämiesten Säätiö Foundation's public benefit activities.

The complete list of references: <https://www.ptt.fi/julkaisut/puunkorjuun-ja-kuljetuksen-infograafit/>